


ET MODULE

Polycrystalline

ET-P660250WW 250W



High conversion efficiency
High module efficiency to guarantee power output.



Self-cleaning glass
Coating glass for self-cleaning, reduce surface dust.



Outstanding low irradiation performance
Excellent module efficiency even in the weak light conditions, such as morning or cloudy.



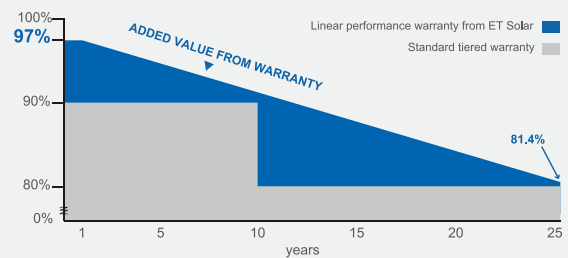
Excellent loading capability
2400Pa wind loads, 5400Pa snow loads.

0 to +5W

0 to +5W positive tolerance
Detailed information in Electrical Specifications.

48

48-hour response service



25

25-year performance warranty

10

10-year warranty on materials and workmanship

IEC 61215 Ed.2
IEC 61730
IEC 61701



Towards Excellence

www.etsolar.com

ELECTRICAL SPECIFICATIONS

Model Type	ET-P660250WW
Peak Power (Pmax)	250W
Module Efficiency	15.37%
Maximum Power Voltage (Vmp)	30.34V
Maximum Power Current (Imp)	8.24A
Open Circuit Voltage (Voc)	37.47V
Short Circuit Current (Isc)	8.76A
Power Tolerance	0 to +5W
Maximum System Voltage	DC 1000V
Nominal Operating Cell Temperature	45.3±2°C
Fire Safety	Class C
Maximum Series Fuse Rating	20A

MECHANICAL SPECIFICATIONS

Cell Type	156mm x 156mm
Number of Cells	60 cells in series
Weight	18.8 kg (41.45 lbs)
Dimension	1640×992×40mm (64.57×39.06×1.58 inch)
Max Load	5400 Pascals (112 lb/ft ²)
Junction Box	IP67 rated
Connector	MC4 Compatible

TEMPERATURE COEFFICIENT

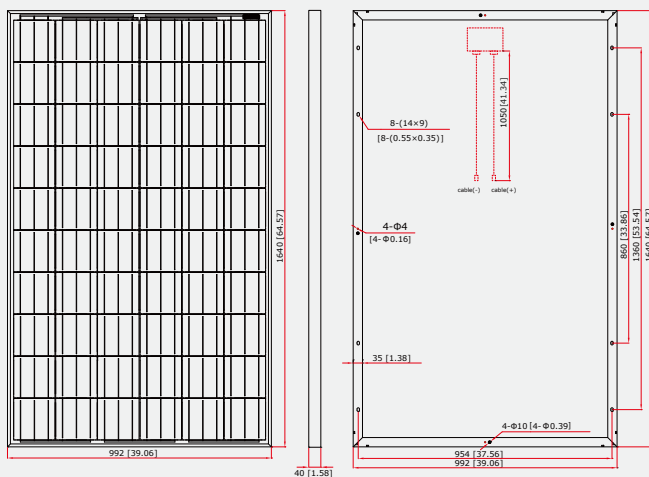
Temp. Coeff. of Isc (TK Isc)	0.04% /°C
Temp. Coeff. of Voc (TK Voc)	-0.34% /°C
Temp. Coeff. of Pmax (TK Pmax)	-0.44% /°C

PACKING MANNER

Container	20' GP	40' GP
Pieces per Pallet	26	26
Pieces per Container	312	728

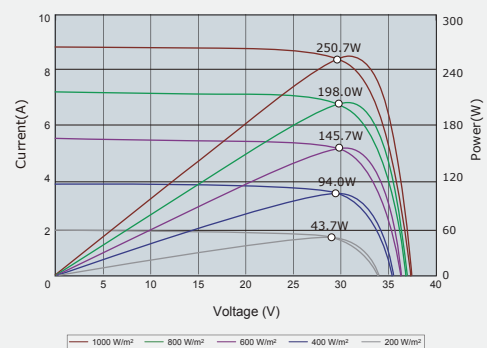
PHYSICAL CHARACTERISTICS

Unit:mm (inch)

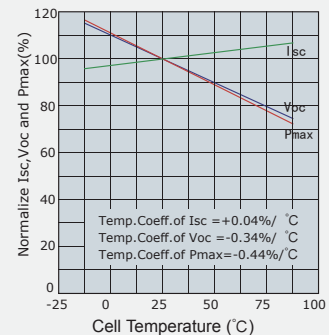


ELECTRICAL CHARACTERISTICS

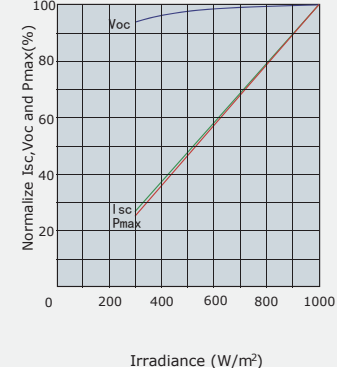
Current-Voltage & Power-Voltage Curve (AM1.5, Cell Temperature 25°C)



Temperature Dependence of Isc, Voc and Pmax



Irradiance Dependence of Isc, Voc and Pmax (AM1.5, Cell Temperature 25°C)



Note: the specifications are obtained under the Standard Test Conditions (STCs): 1000 W/m² solar irradiance, 1.5 Air Mass, and cell temperature of 25°C. The NOCT is obtained under the Test Conditions: 800 W/m², 20°C ambient temperature, 1m/s wind speed, AM 1.5 spectrum.

Please contact support@etsolar.com for technical support. The actual transactions will be subject to the contracts. This parameters is for reference only and it is not a part of the contracts. The specifications are subject to change without prior notice.